

Cross Curricular Activity: Geography

Lesson: *My Garden Map*

Grade Level: 1-3

Overview: Students will view different maps to have an understanding of how maps are drawn and how the legend on a map works. Students take this information to draw a map of the garden they will be planting. They will use a legend to show where their vegetables will be planted.

Approximate Duration: one class period.

National Social Studies Standards: [NSS-G.K-12.1](http://www.educationworld.com/standards/national/soc_sci/geography/k_12.shtml) The World in Spatial Terms
http://www.educationworld.com/standards/national/soc_sci/geography/k_12.shtml

Objective: Students will understand how the legend on a map works and use this information to draw a map of their own.

Procedure:

Materials:

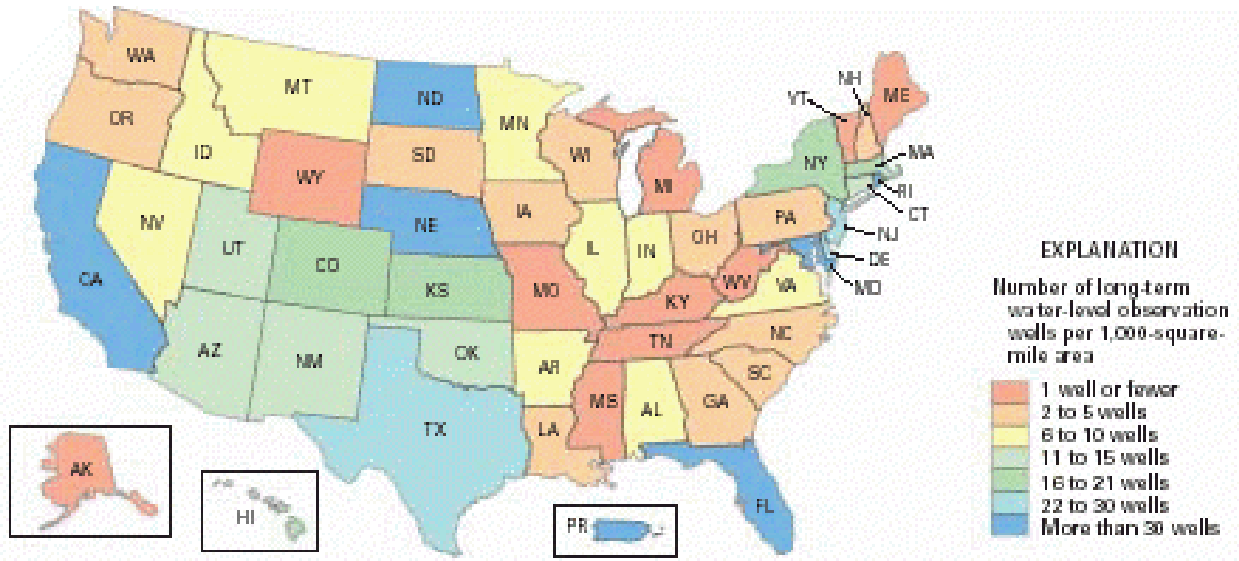
1. Sample map (garden and United States) transparencies. Maps from textbooks will work.
2. Garden Map handout
3. Pencils
4. Crayons

- Ask students if they have ever seen or used a map. Ask students why maps are important and if they know how to read them.
- Show the students the sample maps and explain how the **legend (key)** is used.
- Ask students if they can use the **legend** to identify different items on the sample map.
- Distribute the blank Garden Map handout. Tell the students that they will use this paper to make a map of their garden. Explain that the map will let everyone know where their vegetables are planted. If the garden has already been planted have the student make a map of their existing garden.
- Tell the students the types of vegetables that they will be planting.

Assessment:





- In their legend, have the students draw a symbol for each of the vegetables and write which vegetable the symbol stands for.
- Students decide individually or as a whole where they want to place their vegetables.
- Students draw the symbol for the vegetable in the row where they decide to place it.
- Students fold their map to save for planting their garden!

Inspired by: <http://www.atozteacherstuff.com/pages/362.shtml>





Legend

	Onion
	Broccoli
	Green Bean
	Carrot

My Garden Map



Four large, empty rounded rectangular boxes stacked vertically, intended for drawing or writing.

My Garden Map

Legend

A large empty rectangular box with the word 'Legend' written vertically on the right side, intended for defining symbols used on the map.